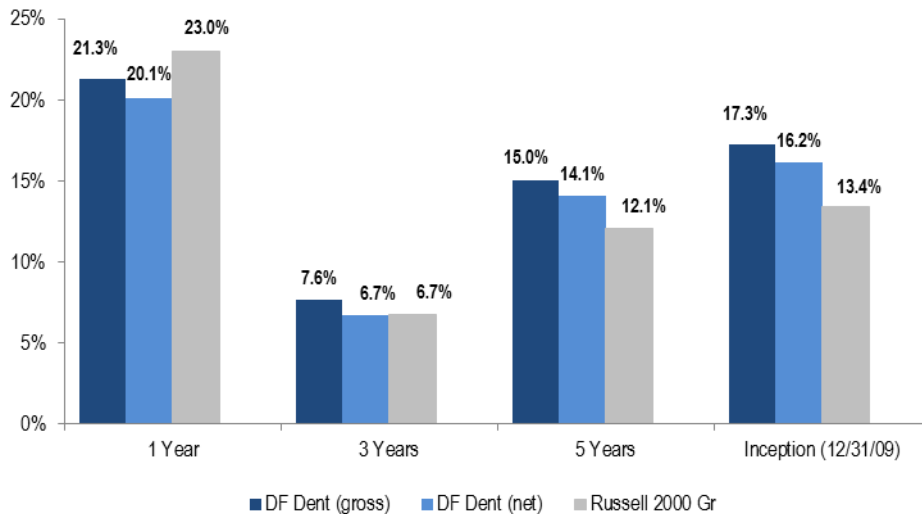


# Small Cap Growth – 1Q17

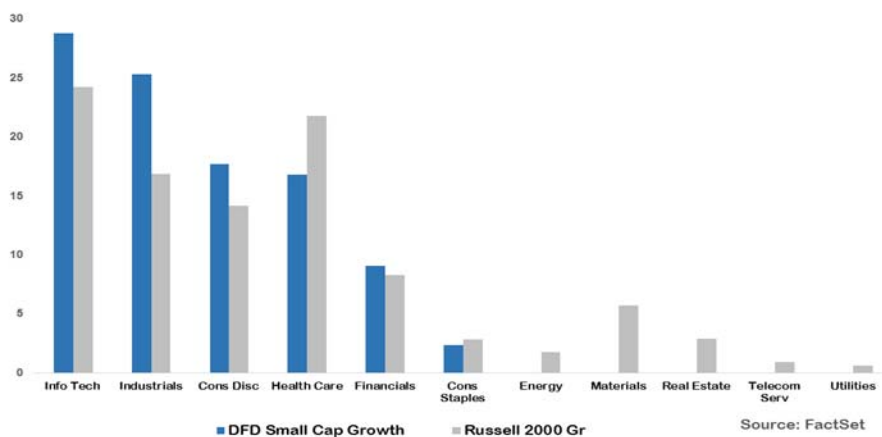
## Performance



## Top Ten Holdings

STOCK	30.07%
Tyler Technologies (TYL)	4.19%
Middleby (MIDD)	3.55%
Ellie Mae (ELLI)	3.28%
WSFS Financial (WSFS)	3.06%
IMAX (IMAX)	2.82%
HEICO (HEI.A)	2.74%
CoStar (CGSP)	2.70%
Healthcare Services Group (HCSG)	2.69%
PROS Holdings (PRO)	2.58%
CoreLogic (CLGX)	2.47%

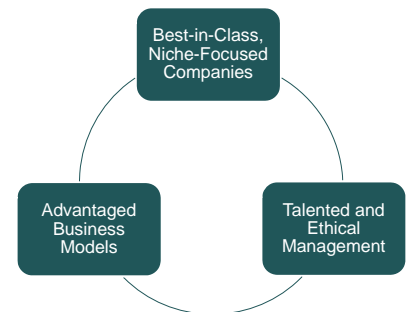
## Sector Weights 1Q17



## Profile

- Investment Adviser since 1976
- 100% employee owned
- High conviction, concentrated portfolios
- Low turnover / long-term horizon
- \$3.93B in firm AUM
- \$21m in Small Cap Growth strategy
- Intensive internal research process
- High active share manager

## Philosophy



## The DF DENT Difference

**Focus on internal research** enables independent thinking and conviction

**Disciplined approach** identifies exceptional growth companies

**Concentrated portfolio** enables only “Best-in-Class” companies to make the cut

**Time-tested process** has produced strong results in both up and down markets for over 40 years

**Low turnover, minimal transaction costs** and long-term investment horizon result in tax-efficient portfolios

**Employee ownership** and independence align our interests with clients

**Diversity of backgrounds** and experience create differences in opinion that help to evaluate investments from multiple analytical perspectives

CHARACTERISTICS	DF DENT	RUSSELL 2000 GROWTH
Weighted Average Market Cap	\$2,810	\$2,376
Weighted Median Market Cap	\$2,249	\$2,216
# of Securities	59	1,155
Dividend Yield	0.62%	0.79%
P/E using FY2 Est	22.4x	18.5x
Historical 3 Yr EPS Growth	17.8%	18.0%
Estimated 3-5 Yr EPS Growth	15.1%	15.2%
Price/Book	3.4x	3.7x
Operating Margin	12.1%	10.6%
ROE	11.5	6.6
LT Debt/Capital	29.18%	35.89%

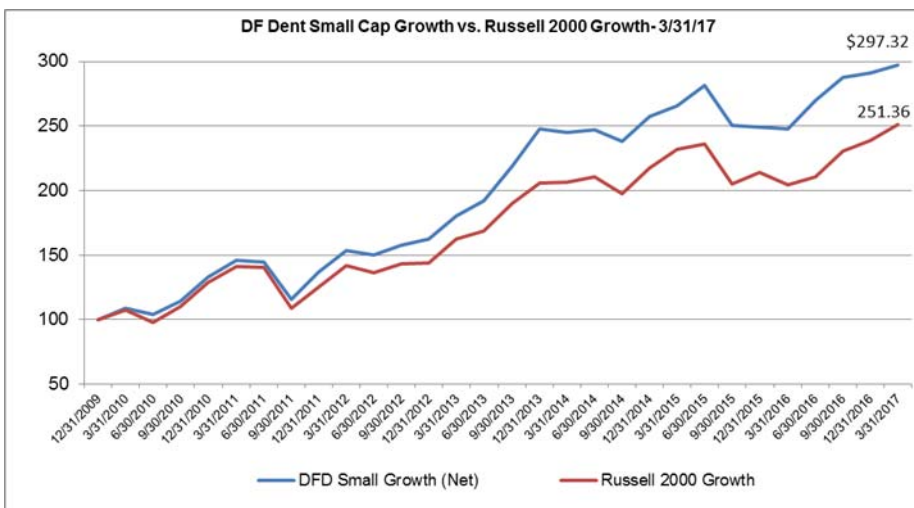
## How Do We Add Value

**Research** - We are intensely focused on our internal research process and finding great stocks, *not* on marketing.

**Consistency** - We are patient investors, have a steadfast investment philosophy and share a uniquely stable workforce.

**Culture** - We have a strong corporate culture that puts client interests first, encourages diversity of thought, shares a passion for investing, and promotes integrity above all else.

## DF Dent – Cumulative Net Returns Since Inception



## Portfolio Managers

**Matthew F. Dent, CFA®** - President

**Austin G. Root** - Vice President

**Gary Wu, Ph.D., CFA®** - Vice President

## Active Share

Represents the share of portfolio holdings that differ from the benchmark

0-20% - passive

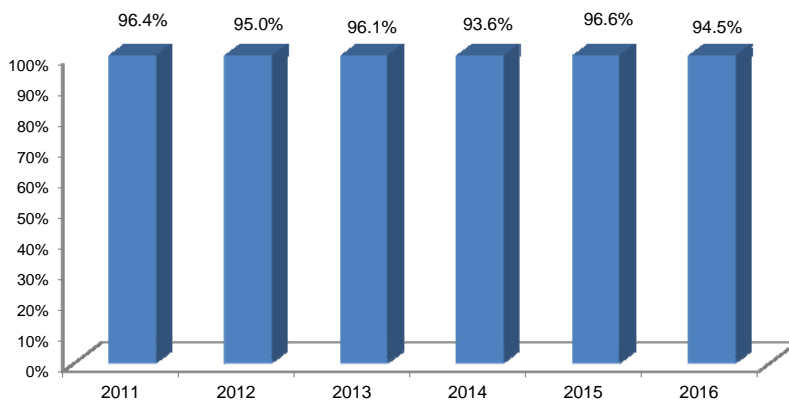
20-60%- closet indexers

60% and above- active managers

Studies show that over the long term, portfolios with the highest active share significantly outperform\*

*\*Cremers, Martijn and Petjisto, Antti - How Active is Your Fund Manager? A New Measure that Predicts Performance (March 31, 2009)*

## Active Share – Small Cap Growth vs. Russell 2000 Growth



## DF DENT AND COMPANY

INVESTMENT COUNSEL EST. 1976

400 E. Pratt Street, Seventh Floor

Baltimore, MD 21202

410 837 2544

[info@dfdent.com](mailto:info@dfdent.com)

[www.dfdent.com](http://www.dfdent.com)